



# FLOW

## FOLDABLE GRANDE TABLE

TFWH.ALBLA/WHI

### MATERIAL

Aluminium frame (3mm)  
(Quality 6063 | Hardness 11-13)

### FEATURES

Foldable frame  
Interchangeable table tops  
Foot protectors  
Levelling feet  
In- and outdoor Use

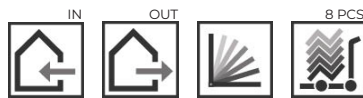
### FRAME COLORS

Black or white polyester  
TGIC powder coating for  
outdoor use

### DIMENSIONS



cm 110 (H)  
cm 230x80  
(LxW)



Add a trendy and stylish accent to your space with the Flow Collection. This collection of aluminium table frames is the perfect furniture for both indoor and outdoor use. The Flow collection is a high-end, in-house developed collection with a focus on elegance and functionality. The Flow collection features built-in screw systems, allowing you to assemble your table effortlessly in no time.



Handy built-in screw system to exchange table tops: no screwdrivers required. And adjustable feet.



### TROLLEY

KFW8.STHA



- ✓ Material
- ✓ Coating
- ✓ Dimensions
- ✓ Features

Steel

Hammerscale grey powdercoating

L 243 - W 89 - H 170 cm (filled)

Stores 8 tables

Fitted with vulcanised wheels, diam 10 cm  
2 braked swing-wheels + 2 fixed wheels

3 functions: transportation, storage and protection

# FLOW


## TABLE TOPS

### LHC12 - Outdoor

Compact High-Pressured Laminate - 12mm



Black



White



Rust



Oak



Grigio



Black Moon



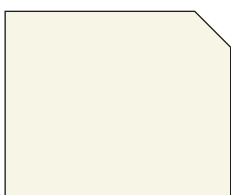
Italian Stone

### MFCA18 - Indoor

Chipboard Melamine - 18mm



Black



White



Grey Marble



Oak Brown



Oak Natural



White Marble

# FLOW

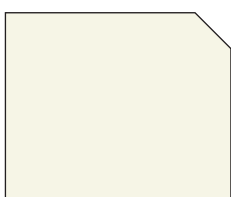
## TABLE TOPS

### MFFA18 - Indoor

Fingerprint proof MDF Melamine - 18mm



Black



White



Anthacite



Blue



Green



Red

### BAMB20.NAT - Indoor

Bamboo Natural (non-threaded) - 20mm



Bamboo