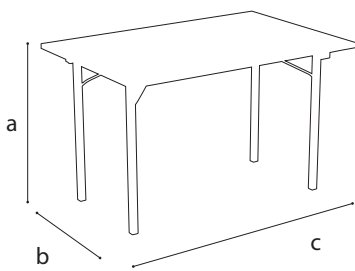


U-Table



Foldable table

Dimensions



- a 74 cm
- b different sizes
- c different sizes


Frame

- ✓ Material steel
- ✓ Dimension tube 3 x 3 x 0,15 cm
- ✓ Coating hammerscale grey or black


Features

- ✓ Can be easily folded
- ✓ Legs are attached to the table-top with clips to prevent them from unfolding during transportation.
- ✓ 4 buffers to protect the table-tops when stacked
- ✓ The legs are fitted with sustainable caps which protect the frame when stacked
- ✓ Very stable and maximum legroom
- ✓ Frames and table-tops are available separately

Dimensions table-top




- 120 x 80 cm
- 160 x 80 cm
- 180 x 80 cm



- Ø120 cm
- Ø150 cm

Add ons

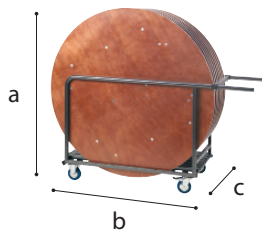
Trolley for rectangular tables



- ✓ Material Hammerscale grey coating
- ✓ Dimensions 120x90x120/183 cm
- ✓ Features
 - Stores 12 tables
 - Fitted with vulcanised wheels, diam 12,5 cm
 - 2 braked swing-wheels + 2 fixed wheels
 - 3 functions: transportation, storage and protection

- a 120 cm
- b 90 cm
- c 120/183 cm

Trolley for round tables



- a 99 cm
- b 78 cm
- c 125/176 cm


- ✓ Material
- ✓ Dimensions
- ✓ Features

Hammerscale grey coating
 99 x78x176 cm / 99x78x125 cm
 Stores 8 tables
 Fitted with vulcanised wheels, diam 12,5 cm
 2 braked swing-wheels + 2 fixed wheels
 3 functions: transportation, storage and protection

Materials



MFCA
 Chipboard
 melamine faced
 18 or 25 mm,
 ABS edge 2 mm



MFFA
 Fingerprint proof
 MDF Melamine
 18mm
 ABS edge 1 mm



LCA
 High pres.
 laminate
 chipboard 24 mm
 ABS edge 2 mm




LPA
 Laminated birch
 plywood 20mm
 ABS edge 2mm

Melamine colours

MFCA 18 mm


Uni coloured



White
(WHI)



Anthracite
(ANT)



Light Grey
(LGR)



Black
(BLA)

Woodgrain coloured



Beech
(BEE)




Oak Dark Brown
(OAK.BRO)



Oak Natural
(OAK.NAT)

MFCA 25 mm

Uni coloured




White
(WHI)



Black
(BLA)

Woodgrain coloured



Wenge
(WEN)



Walnut
(WAL)



Oak
(OAK)




Beech
(BEE)



Maple
(MAP)

MFFA 18 mm



White
(WHI)



Black
(BLA)



Anthracite
(ANT)



Blue
(BLU)




Green
(GRE)



Red
(RED)

LPA 20 mm, LCA 24 mm


Uni coloured



White
(WHI)



Anthracite
(ANT)



Light Grey
(LGR)



Black
(BLA)

Woodgrain coloured



Wenge
(WEN)



Walnut
(WAL)



Oak
(OAK)



Beech
(BEE)



Maple
(MAP)